






Quick guide to common burner set up issues:

Problem: Intermittent burner lock-out or poor combustion

Corrective action:

1. change injector nozzle
2. check the diffuser setting using gauge supplied with the boiler.
3. Different kW outputs require different setting gauges.



Ensure diffuser support fits through air distributor plate



Burner settings



Burner service video

Siemens control box - reset button, neon light codes

1. Flashing green = poor flame, faulty nozzle, poor burner adjustment
2. Flickering or flashing red are diagnostic modes - press the reset button for one second to deactivate.

Doc. Ref. LI0022 issue 1

